

Shareholding Pattern under Regulation 31 of SEBI (Listing Obligations and Disclosure Requirements) Regulations, 2015


1.	Name of Listed Entity: Jyothy Laboratories Limited	
2.	Scrip Code/Name of Scrip/Class of Security: 532926 / JYOTHYLAB	
3.	Share Holding Pattern Filed under: Reg. 31(1)(b)	
	a.	If under 31(1)(b) then indicate the report for Quarter ending March 31, 2019
	b.	If under 31(1)(c) then indicate date of allotment/extinguishment:NA
4.	Declaration: The Listed entity is required to submit the following declaration to the extent of submission of information:-	

	Particulars	Yes*	No*
1	Whether the Listed Entity has issued any partly paid up shares?		No
2	Whether the Listed Entity has issued any Convertible Securities or Warrants?		No
3	Whether the Listed Entity has any shares against which depository receipts are issued?		No
4	Whether the Listed Entity has any shares in locked-in?		No
5	Whether any shares held by promoters are pledge or otherwise encumbered?	Yes	

* If the Listed Entity selects the option 'No' for the questions above, the columns for the partly paid up shares, Outstanding Convertible Securities/Warrants, depository receipts, locked-in shares, No of shares pledged or otherwise encumbered by promoters, as applicable, shall not be displayed at the time of dissemination on the Stock Exchange website. Also wherever there is 'No' declared by Listed Entity in above table the values will be considered as 'Zero' by default on submission of the format of holding of specified securities.

For JYOTHY LABORATORIES LIMITED


Shreyas Trivedi
Shreyas Trivedi
Head-Legal & Company Secretary



Jyothy Laboratories Limited

Table I - Summary Statement holding of specified securities

Category	Category of shareholder	Nos. of shareholders	No. of fully paid up equity shares held	No. of Partly paid-up equity shares held	No. of shares underlying Depository Receipts	Total nos. shares held	Shareholding as a % of total no. of shares (calculated as per SCRR, 1957)	Number of Voting Rights held in each class of securities			No. of Shares Underlying Outstanding convertible securities (including Warrants)	Shareholding, as a % assuming full conversion of convertible securities (as a percentage of diluted share capital)	Number of Locked in shares		Number of Shares pledged or otherwise encumbered		Number of equity shares held in dematerialised form	
								No of Voting Rights					Total as a % of (A+B+C)	No. (a)	As a % of total Shares held(b)	No. (a)		As a % of total Shares held(b)
								Class eg: X	Class eg: y	Total								
(i)	(ii)	(iii)	(iv)	(v)	(vi)	(vii) = (iv)+(v)+ (vi)	(viii) As a % of (A+B+C2)	(ix)			(x)	(xi)= (vii)+(x) As a % of (A+B+C2)	(xii)	(xiii)		(xiv)		
(A)	Promoter & Promoter Group	13	246434669	0	0	246434669	67.1103	246434669	0	246434669	67.1103	0	67.1103	0	0	58585000	23.773	246434669
(B)	Public	81206	120773975	0	0	120773975	32.8897	120773975	0	120773975	32.8897	0	32.8897	0	0	NA	NA	119288741
(C)	Non Promoter - Non Public															NA	NA	
(C1)	Shares Underlying DRs	0	0	0	0	0	0	0	0	0	0	0	0	0	0	NA	NA	0
(C2)	Shares Held By Employee Trust	0	0	0	0	0	0	0	0	0	0	0	0	0	0	NA	NA	0
	Total	81219	367208644	0	0	367208644	100	367208644	0	367208644	100	0	100	0	0	58585000	15.9541	365723410



Jyothy Laboratories Limited

Table II - Statement showing shareholding pattern of the Promoter and Promoter Group


	Category & Name of the shareholders	PAN	Nos. of shareholders	No. of fully paid up equity shares held	Partly paid-up equity shares held	No. of shares underlying Depository Receipts	Total nos. shares held	Shareholding % calculated as per SCRR, 1957 As a % of (A+B+C2)	Number of Voting Rights held in each class of securities			No. of Shares Underlying Outstanding convertible securities (including Warrants)	Shareholding, as a % assuming full conversion of convertible securities (as a percentage of diluted share capital)	Number of Locked in shares		Number of Shares pledged or otherwise encumbered		Number of equity shares held in dematerialised form	
									No of Voting Rights					Total as a % of (A+B+C)	No. (a)	As a % of total Shares held(b)	No. (a)		As a % of total Shares held(b)
									Class eg: X	Class eg: y	Total								
	(I)	(II)	(III)	(IV)	(V)	(VI)	(VII) = (IV)+(V)+(VI)	(VIII) As a % of (A+B+C2)	(IX)			(X)	(XI) =	(XII)		(XIII)		(XIV)	
1	Indian																		
(a)	Individuals / Hindu Undivided Family		11	212084669	0	0	212084669	57.7559	212084669	0	212084669	57.7559	0	57.7559	0	0	58585000	27.6234	212084669
	M P Ramchandran	ADZPM3832E	1	143640871	0	0	143640871	39.117	143640871	0	143640871	39.117	0	39.117	0	0	58585000	40.7857	143640871
	M P Divakaran	AAOPM0162D	1	14471826	0	0	14471826	3.941	14471826	0	14471826	3.941	0	3.941	0	0	0	0	14471826
	M P Sidharthan	ANAPS1300A	1	10430460	0	0	10430460	2.8405	10430460	0	10430460	2.8405	0	2.8405	0	0	0	0	10430460
	M R Deepthy	AFFPR4949K	1	10361770	0	0	10361770	2.8218	10361770	0	10361770	2.8218	0	2.8218	0	0	0	0	10361770
	M R Jyothy	AADPR8629P	1	9537874	0	0	9537874	2.5974	9537874	0	9537874	2.5974	0	2.5974	0	0	0	0	9537874
	M G Shanthakumari	AGLP55516N	1	7235908	0	0	7235908	1.9705	7235908	0	7235908	1.9705	0	1.9705	0	0	0	0	7235908
	U B Beena	AHGPB2814A	1	6893200	0	0	6893200	1.8772	6893200	0	6893200	1.8772	0	1.8772	0	0	0	0	6893200
	M P Divakaran	AADHM3069G	1	3808000	0	0	3808000	1.037	3808000	0	3808000	1.037	0	1.037	0	0	0	0	3808000
	K Ullas Kamath	ACNPK9912A	1	2902760	0	0	2902760	0.7905	2902760	0	2902760	0.7905	0	0.7905	0	0	0	0	2902760
	Sidharthan M P	AADHM3068H	1	2640000	0	0	2640000	0.7189	2640000	0	2640000	0.7189	0	0.7189	0	0	0	0	2640000
	K K Sujatha	AAMHS3574B	1	162000	0	0	162000	0.0441	162000	0	162000	0.0441	0	0.0441	0	0	0	0	162000
(b)	Central Government / State Government(s)		0	0	0	0	0	0	0	0	0	0	0	0	0	0	0	0	0
(c)	Financial Institutions / Banks		0	0	0	0	0	0	0	0	0	0	0	0	0	0	0	0	0
(d)	Any Other (Specify)		2	34350000	0	0	34350000	9.3544	34350000	0	34350000	9.3544	0	9.3544	0	0	0	0	34350000
	Bodies Corporate		2	34350000	0	0	34350000	9.3544	34350000	0	34350000	9.3544	0	9.3544	0	0	0	0	34350000
	Sahyadri Agencies Limited	AAIC5338J	1	30000000	0	0	30000000	8.1697	30000000	0	30000000	8.1697	0	8.1697	0	0	0	0	30000000
	Jaya Trust	AACTJ4351K	1	4350000	0	0	4350000	1.1846	4350000	0	4350000	1.1846	0	1.1846	0	0	0	0	4350000
	Sub Total (A)(1)		13	246434669	0	0	246434669	67.1103	246434669	0	246434669	67.1103	0	67.1103	0	0	58585000	23.773	246434669
2	Foreign																		
(a)	Individuals (Non-Resident Individuals / Foreign Individuals)		0	0	0	0	0	0	0	0	0	0	0	0	0	0	0	0	0
(b)	Government		0	0	0	0	0	0	0	0	0	0	0	0	0	0	0	0	0
(c)	Institutions		0	0	0	0	0	0	0	0	0	0	0	0	0	0	0	0	0
(d)	Foreign Portfolio Investor		0	0	0	0	0	0	0	0	0	0	0	0	0	0	0	0	0
(e)	Any Other (Specify)		0	0	0	0	0	0	0	0	0	0	0	0	0	0	0	0	0
	Sub Total (A)(2)		0	0	0	0	0	0	0	0	0	0	0	0	0	0	0	0	0
	Total Shareholding Of Promoter And Promoter Group (A)= (A)(1)+(A)(2)		13	246434669	0	0	246434669	67.1103	246434669	0	246434669	67.1103	0	67.1103	0	0	58585000	23.773	246434669

Details of Shares which remain unclaimed may be given hear along with details such as number of shareholders, outstanding shares held in demat/unclaimed suspense account, voting rights which are frozen etc.

No. of shareholders	No. of Shares
NA	Nil

Note :

- (1) PAN would not be displayed on website of Stock Exchange(s)
- (2) The term 'Encumbrance' has the same meaning as assigned under regulation 28(3) of SEBI (Substantial Acquisition of Shares and Takeovers) Regulations, 2011.



Jyothy Laboratories Limited

Table III - Statement showing shareholding pattern of the Public shareholder

	Category & Name of the shareholders	PAN	Nos. of shareholders	No. of fully paid up equity shares held	Partly paid-up equity shares held	No. of shares underlying Depository Receipts	Total nos. shares held	Shareholding % calculated as per SCRR, 1957 As a % of (A+B+C2)	Number of Voting Rights held in each class of securities			No. of Shares Underlying Outstanding convertible securities (including Warrants)	Shareholding % calculated as % assuming full conversion of convertible securities (as a percentage of diluted share capital)	Number of Locked In shares		Number of Shares pledged or otherwise encumbered		Number of equity shares held in dematerialised form	
									No of Voting Rights					Total as a % of (A+B+C)	No. (a)	As a % of total Shares held(b)	No. (a)		As a % of total Shares held(b)
									Class eg: X	Class eg: Y	Total								
	(i)	(ii)	(iii)	(iv)	(v)	(vi)	(vii) = (iv)+(v)+(vi)	(viii) As a % of (A+B+C2)	(ix)	(x)	(xi) = (x)+(xi)	(xii)	(xiii)	(xiv)					
1	Institutions																		
(a)	Mutual Fund		14	29325083	0	0	29325083	7.9859	29325083	0	7.9859	0	7.9859	0	0	NA	NA	29323983	
	Franklin India Smaller Companies Fund	AAAT4931H	1	12565134	0	0	12565134	3.4218	12565134	0	3.4218	0	3.4218	0	0	NA	NA	12565134	
	Mirae Asset Emerging Bluechip Fund	AACTM0203B	1	5301682	0	0	5301682	1.4438	5301682	0	1.4438	0	1.4438	0	0	NA	NA	5301682	
	Sundaram Mutual Fund A/C Sundaram Mid Cap Fund	AAATS2554B	1	4935306	0	0	4935306	1.344	4935306	0	1.344	0	1.344	0	0	NA	NA	4935306	
	Aditya Birla Sun Life Trustee Private Limited A/C Aditya Birla Sun Life Small Cap Fund	AAATB0102C	1	3783560	0	0	3783560	1.0304	3783560	0	1.0304	0	1.0304	0	0	NA	NA	3783560	
(b)	Venture Capital Funds		0	0	0	0	0	0	0	0	0	0	0	0	0	NA	NA	0	
(c)	Alternate Investment Funds		4	1597793	0	0	1597793	0.4351	1597793	0	0.4351	0	0.4351	0	0	NA	NA	1597793	
(d)	Foreign Venture Capital Investors		0	0	0	0	0	0	0	0	0	0	0	0	0	NA	NA	0	
(e)	Foreign Portfolio Investor		88	58114443	0	0	58114443	15.8252	58114443	0	15.8252	0	15.8252	0	0	NA	NA	58114443	
	Emblem FII	AACCE6354Q	1	6089056	0	0	6089056	1.5986	6089056	0	1.5986	0	1.5986	0	0	NA	NA	6089056	
	Aberdeen Global-Asian Smaller Companies Fund	AAFC9270L	1	5870161	0	0	5870161	1.5986	5870161	0	1.5986	0	1.5986	0	0	NA	NA	5870161	
	First State Indian Subcontinent Fund	AAATF1850H	1	4942866	0	0	4942866	1.3461	4942866	0	1.3461	0	1.3461	0	0	NA	NA	4942866	
	The India Fund Inc	AABCA0836G	7	4134940	0	0	4134940	1.126	4134940	0	1.126	0	1.126	0	0	NA	NA	4134940	
(f)	Financial Institutions / Banks		7	45873	0	0	45873	0.0125	45873	0	0.0125	0	0.0125	0	0	NA	NA	42141	
(g)	Insurance Companies		1	400000	0	0	400000	0.1089	400000	0	0.1089	0	0.1089	0	0	NA	NA	400000	
(h)	Provident Funds/ Pension Funds		0	0	0	0	0	0	0	0	0	0	0	0	0	NA	NA	0	
(i)	Any Other (Specify)		1	138	0	0	138	0	138	0	0	0	0	0	0	NA	NA	138	
	Foreign Bank		1	138	0	0	138	0	138	0	0	0	0	0	0	NA	NA	138	
	Sub Total (B)(1)		115	89480330	0	0	89480330	24.3677	89480330	0	24.3677	0	24.3677	0	0	NA	NA	89475498	
2	Central Government/ State Governments/ President of India																		
	Central Government / State Government(s)		1	840	0	0	840	0.0002	840	0	0.0002	0	0.0002	0	0	NA	NA	840	
	Sub Total (B)(2)		1	840	0	0	840	0.0002	840	0	0.0002	0	0.0002	0	0	NA	NA	840	
3	Non-Institutions																		
(a)	Individuals			0	0														
	I. Individual shareholders holding nominal share capital up to Rs. 2 lakhs.		77342	16456907	0	0	16456907	4.4816	16456907	0	4.4816	0	4.4816	0	0	NA	NA	14998500	
	II. Individual shareholders holding nominal share capital in excess of Rs. 2 lakhs.		3	749153	0	0	749153	0.204	749153	0	0.204	0	0.204	0	0	NA	NA	749153	
(b)	NBFCs registered with RBI		6	94570	0	0	94570	0.0258	94570	0	0.0258	0	0.0258	0	0	NA	NA	94570	
	Trust Employee		0	0	0	0	0	0	0	0	0	0	0	0	0	NA	NA	0	
(d)	Overseas Depositories(holding DRs) (balancing figure)			0	0														
(e)	Any Other (Specify)		3739	13992175	0	0	13992175	3.8104	13992175	0	3.8104	0	3.8104	0	0	NA	NA	13970180	
	IEPF		1	8442	0	0	8442	0.0023	8442	0	0.0023	0	0.0023	0	0	NA	NA	8442	
	Trusts		4	874	0	0	874	0.0002	874	0	0.0002	0	0.0002	0	0	NA	NA	874	
	Hindu Undivided Family		1805	540484	0	0	540484	0.1472	540484	0	0.1472	0	0.1472	0	0	NA	NA	540070	
	Non Resident Indians (Non Repat)		448	290719	0	0	290719	0.0792	290719	0	0.0792	0	0.0792	0	0	NA	NA	290719	
	Non Resident Indians (Repatriate)		918	655125	0	0	655125	0.1784	655125	0	0.1784	0	0.1784	0	0	NA	NA	639208	
	Cleaning Member		115	136271	0	0	136271	0.0371	136271	0	0.0371	0	0.0371	0	0	NA	NA	136271	
	Bodies Corporate		448	12360260	0	0	12360260	3.366	12360260	0	3.366	0	3.366	0	0	NA	NA	12354596	
	icici Prudential Life Insurance Company Limited	AAACI7351P	1	11059690	0	0	11059690	3.0118	11059690	0	3.0118	0	3.0118	0	0	NA	NA	11059690	
	Sub Total (B)(3)		81090	31292805	0	0	31292805	8.5218	31292805	0	8.5218	0	8.5218	0	0	NA	NA	29812403	
	Total Public Shareholding (B) = (B)(1)+(B)(2)+(B)(3)		81206	120773975	0	0	120773975	32.8897	120773975	0	32.8897	0	32.8897	0	0	NA	NA	119288741	

Details of the shareholders acting as persons in Concert including their Shareholding (No. and %):


No. of shareholders	No. of Shares
N.A.	

Details of Shares which remain unclaimed may be given here along with details such as number of shareholders, outstanding shares held in demat/unclaimed suspense account, voting rights which are frozen etc.

No. of shareholders	No. of Shares
N.A.	

Note :

- (1) PAN would not be displayed on website of Stock Exchange(s).
- (2) The above format needs to disclose name of all holders holding more than 1% of total number of shares
- (3) W.r.t. the information pertaining to Depository Receipts, the same may be disclosed in the respective columns to the extent information available and the balance to be disclosed as held by custodian.



Jyothy Laboratories Limited

Table IV - Statement showing shareholding pattern of the Non Promoter- Non Public shareholder

	Category & Name of the shareholders	PAN	Nos. of shareholders	No. of fully paid up equity shares held	Partly paid-up equity shares held	No. of shares underlying Depository Receipts	Total nos. shares held	Shareholding % calculated as per SCRR, 1957 As a % of (A+B+C2)	Number of Voting Rights held in each class of securities			No. of Shares Underlying Outstanding convertible securities (including Warrants)	Shareholding , as a % assuming full conversion of convertible securities (as a percentage of diluted share capital)	Number of Locked in shares		Number of Shares pledged or otherwise encumbered		Number of equity shares held in dematerialised form	
									No of Voting Rights					Total as a % of (A+B+C)	No. (a)	As a % of total Shares held(b)	No. (a)		As a % of total Shares held(b)
									Class eg: X	Class eg: y	Total								
	(I)	(II)	(III)	(IV)	(V)	(VI)	(VII) = (IV)+(V)+(VI)	(VIII) As a % of (A+B+C2)	(IX)			(X)	(XI)= (VII)+(X) As a % of (A+B+C2)	(XII)		(XIII)		(XIV)	
1	Custodian/DR Holder		0	0	0	0	0	0	0	0	0	0	0	0	0	0	0	0	0
2	Employee Benefit Trust (under SEBI (Share based Employee Benefit) Regulations, 2014)		0	0	0	0	0	0	0	0	0	0	0	0	0	0	0	0	0
	Total Non-Promoter- Non Public Shareholding (C)= (C)(1)+(C)(2)		0	0	0	0	0	0	0	0	0	0	0	0	0	0	0	0	0

Note :

(1) PAN would not be displayed on website of Stock Exchange(s).

(2) The above format needs to disclose name of all holders holding more than 1% of total number of shares

(3) W.r.t. the information pertaining to Depository Receipts, the same may be disclosed in the respective columns to the extent information available and the balance to be disclosed as held by custodian.

