

**Shareholding Pattern under Regulation 31 of SEBI (Listing Obligations and Disclosure Requirements) Regulations, 2015**

1.	Name of Listed Entity: Jyothy Labs Limited	
2.	Scrip Code/Name of Scrip/Class of Security: 532926	
3.	Share Holding Pattern Filed under: Reg. 31(1)(a)/Reg. 31(1)(b)/Reg.31(1)(c)	
	a.	If under 31(1)(b) then indicate the report for Quarter ending : 30.09.2019
	b.	If under 31(1)(c) then indicate date of allotment/extinguishment
4.	Declaration: The Listed entity is required to submit the following declaration to the extent of submission of information:-	

	Particulars	Yes*	No*
1	Whether the Listed Entity has issued any partly paid up shares?		No
2	Whether the Listed Entity has issued any Convertible Securities or Warrants?		No
3	Whether the Listed Entity has any shares against which depository receipts are issued?		No
4	Whether the Listed Entity has any shares in locked-in?	Yes	
5	Whether any shares held by promoters are pledge or otherwise encumbered?	Yes	

\* If the Listed Entity selects the option 'No' for the questions above, the columns for the partly paid up shares, Outstanding Convertible Securities/Warrants, depository receipts, locked-in shares, No of shares pledged or otherwise encumbered by promoters, as applicable, shall not be displayed at the time of dissemination on the Stock Exchange website. Also wherever there is 'No' declared by Listed Entity in above table the values will be considered as 'Zero' by default on submission of the format of holding of specified securities.

GENERATED ON :03/10/2019

NSDL : 30/09/2019

CDSL :30/09/2019

CERTIFIED TRUE COPY

For Jyothy Labs Limited  
(Formerly known as Jyothy Laboratories Limited)

*Shreyas Trivedi*  
Shreyas Trivedi  
Head- Legal & Company Secretary




*SB*

**Jyothy Labs Limited**

**Table I - Summary Statement holding of specified securities**

Category	Category of shareholder	Nos. of shareholders	No. of fully paid up equity shares held	No. of Partly paid-up equity shares held	No. of shares underlying Depository Receipts	Total nos. shares held	Shareholding as a % of total no. of shares (calculated as per SCRR, 1957)	Number of Voting Rights held in each class of securities			Shares Underlying Outstanding convertible securities (including securities convertible as a % assuming full conversion of convertible securities)	Number of Locked in shares		Number of Shares pledged or otherwise encumbered		Number of equity shares held in dematerialised form		
								No of Voting Rights				Total as a % of (A+B+C)	No. (a)	As a % of total Shares held(b)	No. (a)		As a % of total Shares held(b)	
								Class eg: X	Class eg: y	Total								
(I)	(II)	(III)	(IV)	(V)	(VI)	(VII) = (IV)+(V)+ (VI)	(VIII) As a	(IX)			(X)	(XI)=	(XII)	(XIII)	(XIV)			
(A)	Promoter & Promoter Group	13	246434669	0	0	246434669	67.1103	246434669	0	246434669	67.1103	0	67.1103	0	0	61500000	24.9559	24643
(B)	Public	87290	120773975	0	0	120773975	32.8897	120773975	0	120773975	32.8897	0	32.8897	125	0.0001	NA	NA	11935
(C)	Non Promoter - Non Public																	
(C1)	Shares Underlying DRs	0	0	0	0	0	0	0	0	0	0	0	0	0	0	NA	NA	
(C2)	Shares Held By Employee Trust	0	0	0	0	0	0	0	0	0	0	0	0	0	0	NA	NA	
	Total	87303	367208644	0	0	367208644	100	367208644	0	367208644	100	0	100	125	0	61500000	16.7479	36578

GENERATED ON :03/10/2019      NSDL : 30/09/2019      CDSL :30/09/2019



**Jyothy Labs Limited**

**Table II - Statement showing shareholding pattern of the Promoter and Promoter Group**


	Category & Name of the shareholders	PAN	Nos. of shareholders	No. of fully paid up equity shares held	Partly paid-up equity shares held	No. of shares underlying Depository Receipts	Total nos. shares held	Shareholding % calculated as per SCRR, 1957 As a % of (A+B+C2)	Number of Voting Rights held in each class of securities			Shares Underlying Outstanding convertible securities (including securities)	ing, as a % assuming full conversion of convertible securities	Number of Locked in shares		Number of Shares pledged or otherwise encumbered		Number of shares held dematerialized	
									No of Voting Rights					Total as a % of (A+B+C)	No. (a)	As a % of total Shares held(b)	No. (a)		As a % of total Shares held(b)
									Class eg: X	Class eg: y	Total								
(I)	(II)	(III)	(IV)	(V)	(VI)	(VII) = (IV)+(V)+(VI)	(VIII) As a % of (A+B+C)	(IX)	(X)	(XI)=	(XII)	(XIII)	(XIV)						
<b>1</b>	<b>Indian</b>																		
(a)	Individuals / Hindu Undivided Family		11	212084669	0	0	212084669	57.7559	212084669	0	212084669	57.7559	0	57.7559	0	0	61500000	28.9979	212
	M P Ramachandran	ADZPM3832E	1	143640871	0	0	143640871	39.117	143640871	0	143640871	39.117	0	39.117	0	0	61500000	42.8151	143
	M P Divakaran	AAOPM0162D	1	14471826	0	0	14471826	3.941	14471826	0	14471826	3.941	0	3.941	0	0	0	0	14
	M P Sidharthan	ANAPS1300A	1	10430460	0	0	10430460	2.8405	10430460	0	10430460	2.8405	0	2.8405	0	0	0	0	10
	M R Deepthy	AFFPR4949K	1	10361770	0	0	10361770	2.8218	10361770	0	10361770	2.8218	0	2.8218	0	0	0	0	10
	M R Jyothy	AADPR8629P	1	9537874	0	0	9537874	2.5974	9537874	0	9537874	2.5974	0	2.5974	0	0	0	0	9
	M G Shanthakumari	AGLPS5516N	1	7235908	0	0	7235908	1.9705	7235908	0	7235908	1.9705	0	1.9705	0	0	0	0	7
	U B Beena	AHGPD2814A	1	6893200	0	0	6893200	1.8772	6893200	0	6893200	1.8772	0	1.8772	0	0	0	0	6
	M P Divakaran Huf	AADHM3069G	1	3808000	0	0	3808000	1.037	3808000	0	3808000	1.037	0	1.037	0	0	0	0	3
	K Ullas Kamath	ACNPK9912A	1	2902760	0	0	2902760	0.7905	2902760	0	2902760	0.7905	0	0.7905	0	0	0	0	2
	M P Sidharthan Huf	AADHM3068H	1	2640000	0	0	2640000	0.7189	2640000	0	2640000	0.7189	0	0.7189	0	0	0	0	2
	K K Sujatha	FAMPS8545H	1	162000	0	0	162000	0.0441	162000	0	162000	0.0441	0	0.0441	0	0	0	0	0
(b)	Central Government / State Government(s)		0	0	0	0	0	0	0	0	0	0	0	0	0	0	0	0	0
(c)	Financial Institutions / Banks		0	0	0	0	0	0	0	0	0	0	0	0	0	0	0	0	0
(d)	Any Other (Specify)		2	34350000	0	0	34350000	9.3544	34350000	0	34350000	9.3544	0	9.3544	0	0	0	0	34
	Bodies Corporate		2	34350000	0	0	34350000	9.3544	34350000	0	34350000	9.3544	0	9.3544	0	0	0	0	34
	Sahyadri Agencies Limited	AAICSS338J	1	30000000	0	0	30000000	8.1697	30000000	0	30000000	8.1697	0	8.1697	0	0	0	0	30
	Jaya Trust	AACTJ4351K	1	4350000	0	0	4350000	1.1846	4350000	0	4350000	1.1846	0	1.1846	0	0	0	0	4
	<b>Sub Total (A)(1)</b>		<b>13</b>	<b>246434669</b>	<b>0</b>	<b>0</b>	<b>246434669</b>	<b>67.1103</b>	<b>246434669</b>	<b>0</b>	<b>246434669</b>	<b>67.1103</b>	<b>0</b>	<b>67.1103</b>	<b>0</b>	<b>0</b>	<b>61500000</b>	<b>24.9559</b>	<b>246</b>
<b>2</b>	<b>Foreign</b>																		
(a)	Individuals (Non-Resident Individuals / Foreign Individuals)		0	0	0	0	0	0	0	0	0	0	0	0	0	0	0	0	0
(b)	Government		0	0	0	0	0	0	0	0	0	0	0	0	0	0	0	0	0
(c)	Institutions		0	0	0	0	0	0	0	0	0	0	0	0	0	0	0	0	0
(d)	Foreign Portfolio Investor		0	0	0	0	0	0	0	0	0	0	0	0	0	0	0	0	0
(e)	Any Other (Specify)		0	0	0	0	0	0	0	0	0	0	0	0	0	0	0	0	0
	<b>Sub Total (A)(2)</b>		<b>0</b>	<b>0</b>	<b>0</b>	<b>0</b>	<b>0</b>	<b>0</b>	<b>0</b>	<b>0</b>	<b>0</b>	<b>0</b>	<b>0</b>	<b>0</b>	<b>0</b>	<b>0</b>	<b>0</b>	<b>0</b>	<b>0</b>
	<b>Total Shareholding Of Promoter And Promoter Group (A)= (A)(1)+(A)(2)</b>		<b>13</b>	<b>246434669</b>	<b>0</b>	<b>0</b>	<b>246434669</b>	<b>67.1103</b>	<b>246434669</b>	<b>0</b>	<b>246434669</b>	<b>67.1103</b>	<b>0</b>	<b>67.1103</b>	<b>0</b>	<b>0</b>	<b>61500000</b>	<b>24.9559</b>	<b>246</b>

Details of Shares which remain unclaimed may be given hear along with details such as number of shareholders, outstanding shares held in demat/unclaimed suspense account, voting rights which are frozen etc.

Note :

(1) PAN would not be displayed on website of Stock Exchange(s)

(2) The term 'Encumbrance' has the same meaning as assigned under regulation 28(3) of SEBI (Substantial Acquisition of Shares and Takeovers) Regulations, 2011.



**Jyothy Labs Limited**

**Table III - Statement showing shareholding pattern of the Public shareholder**

Category & Name of the shareholders	PAN	Nos. of shareholders	No. of fully paid up equity shares held	Partly paid-up equity shares held	No. of shares underlying Depository Receipts	Total nos. shares held	Shareholding % calculated as per SCRR, 1957 As a % of (A+B+C2)	Number of Voting Rights held in each class of securities			Shares Underlying Outstanding convertible securities (including share capital)	Shareholding , as a % assuming full conversion of convertible securities ( as a percentage of diluted share capital)	Number of Locked in shares		Number of Shares pledged or otherwise encumbered		Number of equity shares held in dematerialised form		
								No of Voting Rights		Total as a % of (A+B+C)			No. (a)	As a % of total Shares held(b)	No. (a)	As a % of total Shares held(b)			
								Class eg: X	Class eg: y									Total	(XII)
(I)	(II)	(III)	(IV)	(V)	(VI)	(VII) = (IV)+(V)+ (VI)	(VIII) As a %	(IX)			(X)	(XI)= (VII)+(X)	(XII)		(XIII)	(XIV)			
<b>1</b>	<b>Institutions</b>																		
(a)	Mutual Fund		13	30131956	0	0	30131956	8.2057	30131956	0	30131956	8.2057	0	8.2057	0	NA	NA	30130856	
	Franklin India Smaller Companies Fund	AAATT4931H	1	16913765	0	0	16913765	4.606	16913765	0	16913765	4.606	0	4.606	0	NA	NA	16913765	
	Mirae Asset Emerging Bluechip Fund	AACTM0203B	1	7156349	0	0	7156349	1.9489	7156349	0	7156349	1.9489	0	1.9489	0	NA	NA	7156349	
(b)	Venture Capital Funds		0	0	0	0	0	0	0	0	0	0	0	0	0	NA	NA	0	
(c)	Alternate Investment Funds		3	2207065	0	0	2207065	0.601	2207065	0	2207065	0.601	0	0.601	0	NA	NA	2207065	
(d)	Foreign Venture Capital Investors		0	0	0	0	0	0	0	0	0	0	0	0	0	NA	NA	0	
(e)	Foreign Portfolio Investor		91	57760418	0	0	57760418	15.7296	57760418	0	57760418	15.7296	0	15.7296	0	NA	NA	57760418	
	Aberdeen Standard Sicav I - Asian Smaller Compar	AAAFCA9270L	1	6805161	0	0	6805161	1.8532	6805161	0	6805161	1.8532	0	1.8532	0	NA	NA	6805161	
	Emblem Fii	AACCEG354Q	1	6089056	0	0	6089056	1.6582	6089056	0	6089056	1.6582	0	1.6582	0	NA	NA	6089056	
	The India Fund Inc	AABCA0836G	1	5095940	0	0	5095940	1.3878	5095940	0	5095940	1.3878	0	1.3878	0	NA	NA	5095940	
(f)	Financial Institutions / Banks		9	568435	0	0	568435	0.1548	568435	0	568435	0.1548	0	0.1548	0	NA	NA	564703	
(g)	Insurance Companies		3	7323836	0	0	7323836	1.9945	7323836	0	7323836	1.9945	0	1.9945	0	NA	NA	7323836	
	Icici Prudential Life Insurance Company Limited	AAACI7351P	1	4545929	0	0	4545929	1.238	4545929	0	4545929	1.238	0	1.238	0	NA	NA	4545929	
(h)	Provident Funds/ Pension Funds		0	0	0	0	0	0	0	0	0	0	0	0	0	NA	NA	0	
(i)	Any Other (Specify)		1	138	0	0	138	0	138	0	138	0	0	0	0	NA	NA	138	
	Foreign Bank		1	138	0	0	138	0	138	0	138	0	0	0	0	NA	NA	138	
	<b>Sub Total (B)(1)</b>		<b>120</b>	<b>97991848</b>	<b>0</b>	<b>0</b>	<b>97991848</b>	<b>26.6856</b>	<b>97991848</b>	<b>0</b>	<b>97991848</b>	<b>26.6856</b>	<b>0</b>	<b>26.6856</b>	<b>0</b>	<b>NA</b>	<b>NA</b>	<b>97997016</b>	
<b>2</b>	<b>Central Government/ State Government(s)/ President of India</b>																		
	Central Government / State Government(s)		1	840	0	0	840	0.0002	840	0	840	0.0002	0	0.0002	0	NA	NA	840	
	<b>Sub Total (B)(2)</b>		<b>1</b>	<b>840</b>	<b>0</b>	<b>0</b>	<b>840</b>	<b>0.0002</b>	<b>840</b>	<b>0</b>	<b>840</b>	<b>0.0002</b>	<b>0</b>	<b>0.0002</b>	<b>0</b>	<b>NA</b>	<b>NA</b>	<b>840</b>	
<b>3</b>	<b>Non-Institutions</b>																		
(a)	Individuals		0	0	0	0	0	0	0	0	0	0	0	0	0	NA	NA	0	
	i. Individual shareholders holding nominal share capital up to Rs. 2 lakhs.		83136	18196796	0	0	18196796	4.9554	18196796	0	18196796	4.9554	0	4.9554	125	0.0007	NA	NA	16801148
	ii. Individual shareholders holding nominal share capital in excess of Rs. 2 lakhs.		3	764416	0	0	764416	0.2082	764416	0	764416	0.2082	0	0.2082	0	NA	NA	764416	
(b)	NBFCs registered with RBI		5	203797	0	0	203797	0.0555	203797	0	203797	0.0555	0	0.0555	0	NA	NA	203797	
	Trust Employee		0	0	0	0	0	0	0	0	0	0	0	0	0	NA	NA	0	
(d)	Overseas Depositories(holding DRs) (balancing figure)		0	0	0	0	0	0	0	0	0	0	0	0	0	NA	NA	0	
(e)	Any Other (Specify)		4025	3616278	0	0	3616278	0.9848	3616278	0	3616278	0.9848	0	0.9848	0	NA	NA	3594408	
	IEPF		1	8442	0	0	8442	0.0023	8442	0	8442	0.0023	0	0.0023	0	NA	NA	8442	
	Trusts		4	874	0	0	874	0.0002	874	0	874	0.0002	0	0.0002	0	NA	NA	874	
	Hindu Undivided Family		1871	563344	0	0	563344	0.1534	563344	0	563344	0.1534	0	0.1534	0	NA	NA	562930	
	Non Resident Indians (Non Repat)		500	347793	0	0	347793	0.0947	347793	0	347793	0.0947	0	0.0947	0	NA	NA	347793	
	Non Resident Indians (Repat)		1104	840534	0	0	840534	0.2289	840534	0	840534	0.2289	0	0.2289	0	NA	NA	824692	
	Clearing Member		91	51781	0	0	51781	0.0141	51781	0	51781	0.0141	0	0.0141	0	NA	NA	51781	
	Bodies Corporate		454	1803510	0	0	1803510	0.4911	1803510	0	1803510	0.4911	0	0.4911	0	NA	NA	1797896	
	<b>Sub Total (B)(3)</b>		<b>87169</b>	<b>22781287</b>	<b>0</b>	<b>0</b>	<b>22781287</b>	<b>6.2039</b>	<b>22781287</b>	<b>0</b>	<b>22781287</b>	<b>6.2039</b>	<b>125</b>	<b>0.0005</b>	<b>NA</b>	<b>NA</b>	<b>21363769</b>		
	<b>Total Public Shareholding (B)= (B)(1)+(B)(2)+(B)(3)</b>		<b>87290</b>	<b>120773975</b>	<b>0</b>	<b>0</b>	<b>120773975</b>	<b>32.8897</b>	<b>120773975</b>	<b>0</b>	<b>120773975</b>	<b>32.8897</b>	<b>125</b>	<b>0.0001</b>	<b>NA</b>	<b>NA</b>	<b>119351625</b>		


Details of the shareholders acting as persons in Concert including their Shareholding (No. and %):

No. of shareholders	No. of Shares

Details of Shares which remain unclaimed may be given hear along with details such as number of shareholders, outstanding shares held in demat/unclaimed suspense account, voting rights which are frozen etc.

Note :

- (1) PAN would not be displayed on website of Stock Exchange(s).
- (2) The above format needs to disclose name of all holders holding more than 1% of total number of shares
- (3) W.r.t. the information pertaining to Depository Receipts, the same may be disclosed in the respective columns to the extent information available and the balance to be disclosed as held by custodian.



**Jyothy Labs Limited**

**Table IV - Statement showing shareholding pattern of the Non Promoter- Non Public shareholder**

	Category & Name of the shareholders	PAN	Nos. of shareholders	No. of fully paid up equity shares held	Partly paid-up equity shares held	No. of shares underlying Depository Receipts	Total nos. shares held	Shareholding % calculated as per SCRR, 1957 As a % of (A+B+C2)	Number of Voting Rights held in each class of securities				Shares Underlying Outstanding convertible securities (including	Shares, as a % assuming full conversion of convertible securities	Number of Locked in shares		Number of Shares pledged or otherwise encumbered		Number of equity shares held in dematerialised form	
									No of Voting Rights			Total as a % of (A+B+C)			No. (a)	As a % of total Shares held(b)	No. (a)	As a % of total Shares held(b)		
									Class eg: X	Class eg: y	Total									(XII)
1	Custodian/DR Holder		0	0	0	0	0	0	0	0	0	0	0	0	0	0	0	0	0	0
2	Employee Benefit Trust (under SEBI (Share based Employee Benefit) Regulations, 2014)		0	0	0	0	0	0	0	0	0	0	0	0	0	0	0	0	0	0
	Total Non-Promoter- Non Public Shareholding (C)= (C)(1)+(C)(2)		0	0	0	0	0	0	0	0	0	0	0	0	0	0	0	0	0	0

**Note :**

- (1) PAN would not be displayed on website of Stock Exchange(s).
- (2) The above format needs to disclose name of all holders holding more than 1% of total number of shares
- (3) W.r.t. the information pertaining to Depository Receipts, the same may be disclosed in the respective columns to the extent information available and the balance to be disclosed as held by custodian.

GENERATED ON :03/10/2019

NSDL : 30/09/2019

CDSL :30/09/2019

