

Limited Review Report


The Board of Directors Jyothy Laboratories Limited

We have reviewed the accompanying statement of unaudited financial results of Jyothy Laboratories Limited ('the Company') for the quarter ended June 30, 2009. This statement is the responsibility of the Company's management and has been approved by the Board of Directors. Our responsibility is to issue a report on these financial results based on our review.

We conducted our review in accordance with the Standard on Review Engagement (SRE) 2400, Engagements to Review Financial Statements issued by the Institute of Chartered Accountants of India. This standard requires that we plan and perform the review to obtain moderate assurance as to whether the financial statements are free of material misstatement. A review is limited primarily to inquiries of company personnel and analytical procedures applied to financial data and thus provide less assurance than an audit. We have not performed an audit and accordingly, we do not express an audit opinion.

Based on our review conducted as above, nothing has come to our attention that causes us to believe that the accompanying statement of unaudited financial results prepared in accordance with recognition and measurement principles laid down in Accounting Standard 25 "Interim Financial Reporting", notified pursuant to the Companies (Accounting Standards) Rules, 2006 and other recognised accounting practices and policies has not disclosed the information required to be disclosed in terms of Clause 41 of the Listing Agreement including the manner in which it is to be disclosed, or that it contains any material misstatement.

S.R. Batliboi & Associates
For S.R. Batliboi & Associates
Chartered Accountants


per **Sudhir Soni**
Partner
Membership No.: 41870



Place: Mumbai
Date: July 30, 2009

JYOTHY LABORATORIES LIMITED
UNAUDITED FINANCIAL RESULTS FOR THE QUARTER ENDED JUNE 30, 2009

Amount (Rs.in lacs)

Particulars	Unaudited		Audited
	April 1, 2009 to June 30, 2009 (3 Months)	April 1, 2008 to June 30, 2008 (3 Months)	July 1, 2008 to March 31, 2009 (9 Months)
Net Sales	11,949.16	9,847.41	35,153.83
Other Operating Income	17.96	97.45	83.87
Total Income	11,967.12	9,944.86	35,237.70
Expenditure			
(a) (Increase)/ Decrease in stock in trade and work in progress	(608.65)	(363.64)	174.93
(b) Consumption of raw materials	2,913.58	2,509.07	7,848.70
(c) Purchase of traded goods	3,007.23	2,202.14	11,645.97
(d) Excise duty	34.28	86.49	152.60
(e) Employee cost	1,660.07	1,186.33	4,341.08
(f) Advertisement and Sales Promotion expense	742.46	698.89	1,788.05
(g) Depreciation	231.82	207.40	681.24
(h) Finance charges	3.51	3.47	9.41
(i) Other expenditure	1,324.29	1,324.11	4,201.82
Total expenditure	9,308.59	7,854.26	30,843.80
Profit / (Loss) from Operations before Other Income, Interest, and Tax	2,658.53	2,090.60	4,393.90
Other Income	281.24	149.28	690.73
Profit / (Loss) before Interest, and Tax	2,939.77	2,239.88	5,084.63
Interest	0.00	0.07	27.22
Profit/(Loss) from ordinary activities before tax	2,939.77	2,239.81	5,057.41
Tax expense			
(a) Provision for tax (including deferred tax and fringe benefit tax)	741.54	437.30	969.60
(b) Short/(Excess) provision for taxation of earlier year	-	-	77.29
Net Profit/(Loss) for the period / year	2,198.23	1,802.51	4,010.52
Paid up equity share capital	725.69	725.69	725.69
Reserves excluding Revaluation Reserves as per the balance sheet of previous accounting year	-	-	34,506.32
Basic and diluted earnings per share (Rs) (refer Note - 3)	3.03 (Not Annualised)	2.48 (Not Annualised)	5.53 (Not Annualised)
Public Shareholding			
-Number of shares	21,993,302	4,430,260	22,003,834
-Face Value	1	5	1
-Percentage of share holding	30.31%	30.52%	30.32%
Promoter and Promoter group Shareholding			
a) Pledged/ Encumbered			
- Number of Shares	Nil	Nil	Nil
- Percentage of Shares (as a % of the total shareholding of promoter and promoter group)	Nil	Nil	Nil
- Percentage of Shares (as a % of the total share capital of the Company)	Nil	Nil	Nil
b) Non-encumbered			
- Number of Shares	50,575,498	10,083,500	50,564,966
- Face Value	1	5	1
- Percentage of Shares (as a % of the total shareholding of promoter and promoter group)	100.00%	100.00%	100.00%
- Percentage of Shares (as a % of the total share capital of the Company)	69.69%	69.48%	69.68%

Notes :

- Information on investor complaints pursuant to clause 41 of the Listing Agreement for the three months period ended June 30, 2009: Pending at the beginning - Nil; Received - 7; Resolved / Replied - 7; Pending at the end - Nil.
- The Statutory Auditors have carried out a "Limited Review" of the financial results of the Company. The same were reviewed by the Audit Committee and approved by the Board of Directors at their meeting held on July 30, 2009.
- The shareholders of the Company have, in the Annual General Meeting held on November 11, 2008, approved the sub-division of the face value of the equity share of Rs 5 each into equity shares of face value of Re 1 each. The basic and diluted earnings per share for the current period and for the previous period have been computed based on the revised face value of Re 1 each.
- The Company has presented its financial results on standalone basis.
- Previous periods' figures have been regrouped/rearranged wherever necessary.

SIGNED FOR IDENTIFICATION BY




Place: Mumbai
Date: July 30, 2009

C. R. BATEBOI & ASSOCIATES
MUMBAI



For and on behalf of the board




M. P. Ramachandran
Chairman and Managing Director

JYOTHY LABORATORIES LIMITED
REPORTING OF SEGMENT WISE REVENUE, RESULTS AND CAPITAL EMPLOYED

Amount (Rs.in lacs)


Particulars	Unaudited		Audited
	April 1, 2009 to June 30, 2009 (3 Months)	April 1, 2008 to June 30, 2008 (3 Months)	July 1, 2008 to March 31, 2009 (9 Months)
Segment Revenue :			
A. Soaps and Detergent	8,318.58	6,730.46	19,892.74
B. Home care	3,669.28	3,107.52	15,432.31
C. Others	(0.66)	9.43	35.77
Total	11,987.20	9,847.41	35,360.82
Less: Inter Segment Revenue	(38.04)	-	(206.99)
Net Sales	11,949.16	9,847.41	35,153.83
Segment Results:			
A. Soaps and Detergent	2,821.03	1,871.55	5,148.57
B. Home care	244.39	500.44	354.43
C. Others	(1.25)	70.75	13.64
Total	3,064.17	2,442.74	5,516.64
Less: (i) Interest	(3.51)	(58.53)	(36.63)
(ii) Other unallocable expenditure	(409.79)	(387.03)	(1,133.89)
Add: Unallocable Income	288.90	242.63	711.29
Profit Before Tax	2,939.77	2,239.81	5,057.41
Capital Employed : (Segment Assets - Segment Liabilities)			
A. Soaps and Detergent	13,038.75	12,818.74	13,797.50
B. Home care	4,842.42	5,430.57	5,072.54
C. Others	63.17	0.76	66.70
D. Unallocated assets/(liabilities) (net)	19,485.89	14,669.46	16,295.27
Total	37,430.23	32,919.53	35,232.01

Note : Soaps and detergents includes fabric whitener, fabric detergent, dishwash bar and soaps including ayurvedic soaps. Home care products includes incense sticks, dhoop and mosquito coils.

SIGNED FOR IDENTIFICATION
BY

S. R. BATLIBOI & ASSOCIATES
MUMBAI



For and on behalf of the board


M. P. Ramachandran

Place: Mumbai

Date: July 30, 2009

Chairman and Managing Director